

**NAUTIPARK** is a French Innovative Company and leading Equipment Manufacturer in the fields of boat cradling, storage and handling. Based in Saint-Brévin-les-Pins (FR), we exports all over world and we employs more than 25 people.

Our innovation policy allows us to optimize our customers efficiency, our competitiveness, and build strong commercial relationships with large operators while providing reactive local services.

🇫🇷 100% French  
100% Designer & Manufacturer



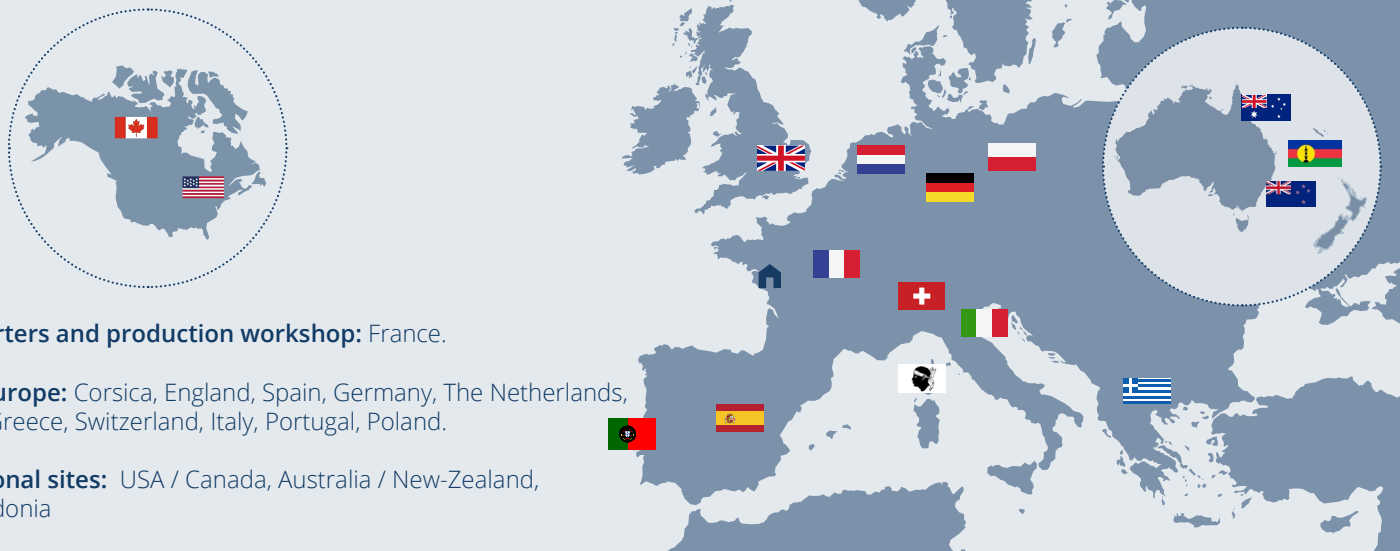
**INNOVATION**  
EVERY DAY



 <b>+ 4/5</b> of French marinas work with us	 <b>98 %</b> of the world's leisure boats can be cradled with 2 NAUTIPARK models	 <b>+ 35 %</b> export market	 <b>+ 1000</b> boats in our cradling solutions database
 <b>10%</b> of annual turnover in innovation	 <b>100%</b> safety & comfort for men and boats	 <b>50 %</b> time saved in cradling and handling	 <b>1%</b> of annual turnover in environmental and societal commitment



**PRESENCE**  
IN EUROPE & INTERNATIONALLY



Headquarters and production workshop: France.

Sites in Europe: Corsica, England, Spain, Germany, The Netherlands, Sweden, Greece, Switzerland, Italy, Portugal, Poland.

International sites: USA / Canada, Australia / New-Zealand, New-Caledonia



P.A. de la Guerche  
Av. des Frères Lumière  
44250 ST BREVIN LES PINS  
FRANCE  
Tel. : +33 (0)2 40 27 65 53  
commercial@nautipark.com 100 % 🇫🇷

[www.nautipark.com](http://www.nautipark.com)  
[www.cradleboats.com](http://www.cradleboats.com)

**NAUTIPARK, AT THE HEART OF INNOVATION**





IF IT'S CRADLING IT'S NAUTIPARK



HANDLING : ALL YOU NEED NOTHING UNNECESSARY

AIMING FOR EFFICIENCY

ENSURING COST-EFFECTIVENESS

WORKING SERENELY



4,5 - 9 m  
13 - 30 ft



4,5 - 9 m  
13 - 30 ft



4,5 - 10 m  
13 - 33 ft



5 - 60 m  
16.5 - 197 ft



8 - 24 m  
26 - 79 ft



5 - 60 m  
16.5 - 197 ft



5 - 24 m  
16.5 - 79 ft



5 - 36 m  
16.5 - 118 ft



5 - 24 m  
16.5 - 79 ft



20 - 60 m  
66 - 197 ft




12 - 60 m  
40 - 197 ft



10 - 60 m  
33 - 197 ft



4,5 - 15 m  
13 - 50 ft



4,5 - 15 m  
13 - 50 ft

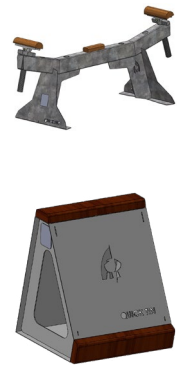


6 - 15 m  
20 - 50 ft



6 - 15 m  
20 - 50 ft

QUICK SUP QUICK TIN  
3,5 mT



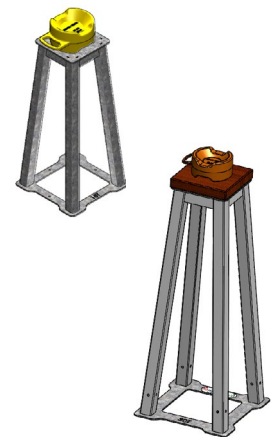
QUICK RACK  
3,5 mT



QUICK PAD  
5 mT



PARK TAB WORK TAB  
5 / 15 / 30 mT



INTERTECK  
1,5 - 5 T / 3 - 15 mT



PARK SUP WORK SUP  
6 / 10 / 40 mT




PARKUP EVO  
5 / 6 mT



WUM  
10 / 20 mT



WORKUP  
10 / 20 mT



QUICKLEV  
2,5 mT / 26 ft  
5 mT / 32 ft  
10 mT / 42 ft  
20 mT / 50 ft



PARKLIFT  
10 mT / 40 ft  
20 mT / 50 ft

